


Patience is waiting until later for what you want now.

Read: Romans 8:25



DAY
1

Patiently Creating

With a friend or someone in your family, work together on coloring a picture. Take turns coloring the page to completion. Exercise your patience while waiting for your turn. Think of things you can do while you wait, and do them!

KNOW that waiting brings more chances for other ideas!

DAY
2

Mother May I?

Play *Mother May I?* Use patience as you work and wait to get to stand by “Mother.”

LOOK for ways to use patience with others.



DAY
3

As We Wait

Fill in the blanks below from the word box:

hope patient yet

We for what we don't have

So we are as we wait for it.

ASK God to help you as you wait.



DAY
4

Waiting is Wise

Waiting is wise, but it is hard. Praying is a way that you can talk about what you are waiting for with God. You can pray something like this:


~~~~~  
“God, I am really trying to be patient as I wait. I feel like I am waiting forever. Please help me see what I DO have while I wait for what I DON'T have. Help me to have patience while I wait for. . . (finish with something you are waiting for). Amen.”  
~~~~~

THANK God for being someone to talk to when you need patience.

Waiting can make you wise.

**WAITING FOR THIS
TO GET TALLER
SURE IS HARD!**

**LET'S
DO THIS!**



Patience is waiting until later for what you want now.

Read: Galatians 6:9

DAY

1

Worth the Wait

Make a list or draw some pictures of things that are hard to wait for. Share with someone nearby why those things feel hard to wait for. Ask someone else why they think it's hard to wait

ASK God to help you be patient while you wait.



DAY

3

Gather a Crop

Read Galatians 6:9 and think back on times when you waited for something. How did you feel while you were waiting? How did it feel when you finally got what you were waiting for?

KNOW that God can help you in the waiting.



DAY

2

Thinking Twice

Thinking twice means that when you really want something and are becoming impatient, you should stop and think about how you can be patient.

Imagine you are at the store with your adult, and you see *the best toy ever*. You really want it! Act out what it would be like to be impatient, and then act out what it would be like to think twice and show patience.

LOOK for ways to think twice and show patience.

DAY

4

Pray About It

You can pray to God while you wait. Come up with a short prayer that you can say when you are feeling impatient. Some ideas are:

~~~~~  
"God, help me to think twice about what I want and wait with patience."



"God, I need patience for now."

"God, this feels hard. Please, help me wait."

~~~~~  
THANK God for giving you the patience you need.



When you think you
can't wait, think twice.



Patience is waiting until later for what you want now.

Read: Lamentations 3: 24-26



DAY

1

Remember When

In this week's story, we learned how the Israelites quickly forgot all God had done. A good way to remember the good God has done is to tell others about it. With a friend or family member, talk about the times that God has been good to you.

THANK God for the good things in your life.


DAY

2

Freeze!

Play a game of freeze dance! Once the music stops, freeze and wait for it to start again! Whoever is "freezing" the music, allow for long pauses, along with some shorter ones!

ASK God for patience.



DAY

3

Gather a Crop

Read Lamentations 3: 24-26. Ask your adult or look up what this verse means. After your chat, draw a picture to help you remember this verse. Maybe draw symbols or emojis to represent different parts of the verse. Look back at this picture to help you remember this verse.

LOOK for ways to wait well.



DAY

4

What Is True

When you have to wait, remember what's true. Talk to God about the things that are true. Ask God to remind you of these things when you have to wait. You can pray your own prayer or something like this:

~~~~~  
 "Dear God, You have put so much good in my life. I pray that you can help me to see it and know You are good. Help me to remember the things that I have waited for and how You provided. I love you. Amen."  
 ~~~~~

KNOW that God cares for you and will give you what you need.

When you have to wait,
remember what's true.



Patience is waiting until later for what you want now.

Read: Psalm 27:14



DAY

1

Hide and Seek

Play a game of hide and seek. During your time of hiding, take the time to quietly pray while waiting to be found. Use this time to talk to God about things you need patience with, what you are waiting for, and for those around you.

LOOK for quiet moments to talk to God.

DAY

3

Hope in God

Psalm 27:14 talks about putting hope in God. Read this week's verse and come up with motions to help you remember the verse. Share the verse with a friend.

KNOW that you can put your hope and trust in God.



DAY

2

Tick-Tock

Draw an old fashioned face clock (the one with the hands). Around the clock, write this week's bottom line: "God is with you while you wait." Hang this up somewhere you can use the reminder that God is with you in the waiting.

ASK God to remind you that you are never alone.

DAY

4

With You Always

God is always with you, even in the times of waiting. Thank God for being with you in the times of waiting. You can pray your own prayer or something like this:

~~~~~  
"Dear God, thank You for waiting with me.

Please help me grow in patience after all I have learned this month. Please give me patience when I need to wait and help me to remember that I can trust in Your timing. Thank You for all You do to help me. Amen."

~~~~~  
THANK God for waiting with you.



God is with you
while you wait.

**GOD, HELP
ME WHILE
I WAIT.**

